


Copyright (c) American Bearing Manufacturers Association, Inc.

This reproduction made under license agreement by Information Handling Services Inc. No further reproduction or transmission is permitted, nor may this material be made part of a network-accessible system, without permission of the copyright owner.

These materials have been prepared by the American Bearing Manufacturers Association. However, the information contained in these materials has not been independently verified by the American Bearing Manufacturers Association or Information Handling Services Inc. Neither organization warrants or assumes any liability for the accuracy or completeness of these materials.



ANSI/ABMA/ISO 13414:1997

AMERICAN NATIONAL STANDARD

**ABMA Standard
ISO Standard**

**Aerospace –
Airframe needle
roller bearings,
single-row, shielded –
Inch series**

Secretariat
American Bearing Manufacturers Association

Approved July 20, 1999



1200 19th Street, NW
Suite 300
Washington, DC 20036-2422
202-429-5155
202-223-4579 fax
E-mail: abma@dc.sba.com
Web site: www.abma-dc.org

American National Standard

Approval of an American National Standard requires verification by ANSI that the requirements for due process, consensus, and other criteria for approval have been met by the standards developer.

Consensus is established when, in the judgment of the ANSI Board of Standards Review, substantial agreement has been reached by directly and materially affected interests. Substantial agreement means much more than a simple majority, but not necessarily unanimity. Consensus requires that all views and objections be considered, and that a concerted effort be made toward their resolution.

The use of American National Standards is completely voluntary; their existence does not in any respect preclude anyone, whether he has approved the standards or not, from manufacturing, marketing, purchasing, or using products, processes, or procedures not conforming to the standards.

The American National Standards Institute does not develop standards and will in no circumstances give an interpretation of any American National Standard. Moreover, no person shall have the right or authority to issue an interpretation of an American National Standard in the name of the American National Standards Institute. Requests for interpretations should be addressed to the secretariat or sponsor whose name appears on the title page of this standard.

CAUTION NOTICE: This American National Standard may be revised or withdrawn at any time. The procedures of the American National Standards Institute require that action be taken periodically to reaffirm, revise, or withdraw this standard. Purchasers of American National Standards may receive current information on all standards by calling or writing the American National Standards Institute.

Published by

American Bearing Manufacturers Association
1200 19th Street, NW, Washington, DC 20036-2422

Copyright © 1999 by American Bearing Manufacturers Association
All rights reserved.

No part of this publication may be reproduced in any form, in an electronic retrieval system or otherwise, without prior written permission of the publisher.

Printed in the United States of America

Aerospace –
Airframe needle
roller bearings,
single-row, shielded –
Inch series

Secretariat
American Bearing Manufacturers Association

Approved July 20, 1999
American National Standards Institute, Inc.

Foreword

(This foreword is not part of ANSI/ABMA/ISO 13414:1997.)

ISO (the International Organization for Standardization) is a worldwide federation of national standards bodies (ISO member bodies). The work of developing International Standards is carried out through ISO technical committees. Every member body interested in a subject for which a technical committee has been authorized has the right to be represented on that committee. International organizations, governmental and non-governmental, in liaison with ISO, also take part in the work.

Draft International Standards adopted by the technical committee are circulated to member bodies for voting. Publication as an International Standard requires approval of at least 75% of the member bodies casting a vote.

International Standard 13414 was prepared by Technical Committee ISO/TC 20, *Aircraft and space vehicles*, Subcommittee 15, *Airframe bearings*.

This standard was processed and approved for submittal to ANSI by Accredited Standards Committee B3 on Ball and Roller Bearings. Committee approval of this standard does not necessarily imply that all committee members voted for its approval.

Suggestions for the improvement of this standard gained through experience with its use will be welcomed. These should be sent to: American Bearing Manufacturers Association Secretariat, ANSI ASC B3, 1200 19th Street, NW, Suite 300, Washington DC 20036-2422.

Aerospace — Airframe needle roller bearings, single-row, shielded— Inch series

1 Scope

This International Standard specifies the characteristics, boundary dimensions, tolerances, internal clearances and permissible static radial loads of inch series, single-row, needle roller bearings used in airframe applications.

The airframe needle roller bearings covered by this International Standard are designed to operate in the temperature range -54°C to $+121^{\circ}\text{C}$.

2 Normative references

The following standards contain provisions which, through reference in this text, constitute provisions of this International Standard. At the time of publication, the editions indicated were valid. All standards are subject to revision, and parties to agreements based on this International Standard are encouraged to investigate the possibility of applying the most recent editions of the standards indicated below. Members of IEC and ISO maintain registers of currently valid International Standards.

ISO 683-17:—¹⁾, *Heat-treated steels, alloy steels and free-cutting steels — Part 17: Ball and roller bearing steels.*

ISO 1132:1980, *Rolling bearings — Tolerances — Definitions.*

ISO 2082:1986, *Metallic coatings — Electroplated coatings of cadmium on iron or steel.*

ISO 4520:1981, *Chromate conversion coatings on electroplated zinc and cadmium coatings.*

ISO 5593:1997, *Rolling bearings — Vocabulary.*

ISO 6158:1984, *Metallic coatings — Electroplated coatings of chromium for engineering purposes.*

ISO 13411:1997, *Aerospace — Airframe needle roller, cylindrical roller and track roller bearings — Technical specification.*

AMS 2417E:1993, *Plating, zinc-nickel alloy.*²⁾

3 Definitions

For the purposes of this International Standard, the definitions given in ISO 5593 apply.

4 Symbols

4.1 For the purposes of this International Standard, the symbols given in ISO 1132 apply. The symbols (except those for tolerances) shown in the figures and the values given in the tables denote nominal dimensions unless specified otherwise.

¹⁾ To be published. (Revision of ISO 683-17:1976)

²⁾ Available from: SAE International
400 Commonwealth Drive
Warrendale, PA 15096-0001
USA

4.2 The following additional symbols for bearings covered by this International Standard also apply.

B overall width (over faces of end washers)

C_s permissible static radial load

d_a clamping face diameter

5 Required characteristics

5.1 Dimensions — Tolerances — Internal clearances — Loads

For values, see table 1. For configuration, see figure 1.

Table 1

Dimensions in millimetres,
tolerance and clearance values in micrometres

Diameter code	d	D	B 0 - 127	C 0 - 127	Tolerance values			r_s min.	d_a min.	Internal clearance			C_s kN	Mass kg ≈
					Δ_{dmp}	K_{ia} max.	Δ_{Dmp}			Radial, G_r min. max.		Axial, G_a max.		
03	4,826	17,463	7,93	5,54	0 - 18	25	0 - 13	0,55	11,2	8	43	635	8	0,01
05	6,35	19,05	9,53	7,14					13,2				12,7	0,02
05	7,938	20,638	11,1	8,74					14,7				18,1	0,03
06	9,525	22,225	14,28	11,92					16,3				28,1	0,03
07	11,113	23,813	15,88	13,49				0,81	17,9	10	46		35,5	0,04
08	12,7	28,575	19,05	16,67					21,5				51,5	0,08
09	14,288	30,163	22,23	19,84					22,7	13	48		66,7	0,09
10	15,875	31,75	25,4	23,02					24,3				84	0,11
12	19,05	34,925	28,58	25,4					27,4	106,3	0,15			
14	22,225	41,275	28,58	31,75					31,8	15	56		135,6	0,19
16	25,4	44,45					35		25	66	150,7		0,23	
20	31,75	50,8	41,3				25				69		168,5	0,27
24	38,1	57,15	47,7						25	71			196,6	0,32
28	44,45	63,5	54				38				81		224,6	0,35
32	50,8	69,85	60,4					38	94	252,6			0,4	
36	57,15	76,2	66,7				41			99	280,6		0,44	
40	63,5	82,55	73,1					46	104		308,6		0,48	
44	69,85	88,9	79,4				46			114	336,7		0,52	
48	76,2	95,25	85,8					53	114		364,7		0,56	
52	82,55	101,6	92,5				1,11			100,9	46		104	392,7
56	88,9	111,125	0 - 20		107,2	430,1		0,8						
60	95,25	117,475			0 - 25	113,6		458,1	0,84					
64	101,6	123,825				138,2		484,8	0,91					
80	127	149,225			26,52	0/- 25		600,4	1,25					

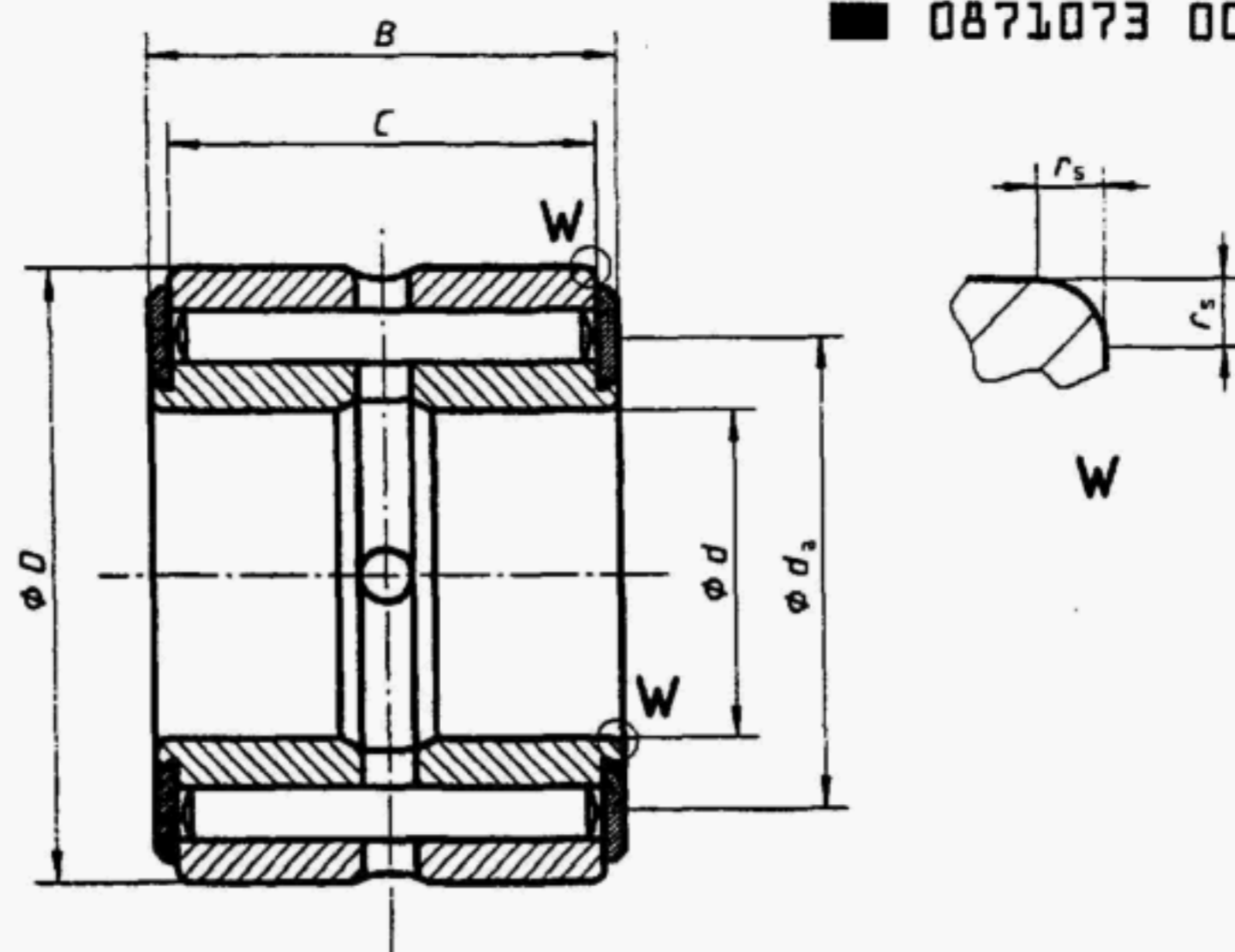


Figure 1

5.2 Surface roughness

Rollers: $R_a = 0,2 \mu\text{m max.}$

Inner ring raceway: $R_a = 0,4 \mu\text{m max.}$

Outer ring raceway: $R_a = 1,0 \mu\text{m max.}$

End washers: $R_a = 1,6 \mu\text{m max. at roller contact area.}$

6 Materials

Rings: bearing steel - ISO 683-17, type 1, raceway hardness 58 HRC to 66 HRC (670 HV to 860 HV).

Rollers: bearing steel - ISO 683-17, type 1, heat treated to 58 HRC to 66 HRC (670 HV to 860 HV).

End washers: steel heat treated to 51 HRC to 60 HRC (528 HV to 697 HV) at roller contact area.

7 Surface treatment

7.1 All external surfaces, except the inner ring bore surface, shall be cadmium or zinc-nickel plated.

7.2 Where cadmium plating is specified (code letters D and M), it shall be in accordance with ISO 2082. The thickness of the plating shall not be less than $7 \mu\text{m}$ and not more than $15 \mu\text{m}$. The bearing shall be embrittlement-relieved within 4 h of plating by heat treatment at $140^\circ\text{C} \pm 10^\circ\text{C}$ for a minimum of 8 h followed by chromate treatment in accordance with ISO 4520 (code letter D only).

7.3 Where zinc-nickel plating is specified (code letter Z), it shall be in accordance with AMS 2417E, type 2. The thickness of the plating shall not be less than $7 \mu\text{m}$ and not more than $15 \mu\text{m}$.

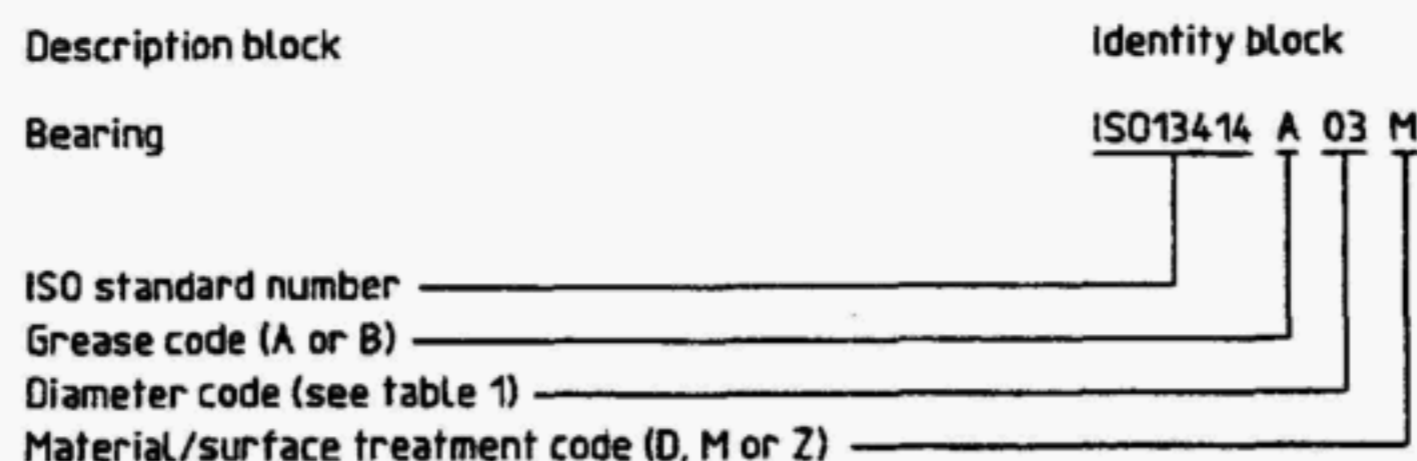
8 Lubrication

8.1 The bearing shall be prelubricated with either grease A or B as specified by the customer.

NOTE — Descriptions of grease A and grease B are given in ISO 13411:1997, annex I.

9 Designation

Bearings covered by this International Standard shall be designated only as in the following example:



where the following codes are applied:

— greases:

A = ester type grease;

B = synthetic hydrocarbon type grease;

— materials/surface treatments:

D = material: low alloy bearing steel;

surface treatment: outer ring - cadmium plated with chromate conversion coating;

washer - cadmium plated with chromate conversion coating;

inner ring - cadmium plated with chromate conversion coating;

M = material: low alloy bearing steel;

surface treatment: outer ring - cadmium plated without chromate conversion coating;

washer - cadmium plate without chromate conversion coating;

inner ring - cadmium plated without chromate conversion coating;

Z = material: low alloy bearing steel;

surface treatment: outer ring - zinc-nickel plated;

washer - zinc-nickel plated;

inner ring - zinc-nickel plated.

10 Identification marking

In addition to the manufacturer's name or trademark, each bearing shall be permanently and legibly marked, using the identity block as defined in clause 9. Marking position and method shall be at the manufacturer's option.

11 Technical specification

Airframe needle roller bearings supplied to this International Standard shall conform to the requirements of ISO 13411.

Annex A

(informative)

Imperial (non-SI) units

Table A.1 gives the imperial (non-SI) unit information that is the basis for this International Standard.

Table A.1

Dimensions in inches,
tolerance and clearance values in 0,000 1 in

Diameter code	<i>d</i>	<i>D</i>	<i>B</i> 0 - 50	<i>C</i> 0 - 50	Tolerance values			<i>r</i> _s min.	<i>d</i> _a min.	Internal clearance			<i>C</i> _s lbf	Mass lb =
					Δ_{dmp}	<i>K</i> _{ia} max.	Δ_{Dmp}			Radial, <i>G</i> _r		Axial, <i>G</i> _a		
										min.	max.	max.		
03	0,19	0,687 5	0,312	0,218	0 - 7	10	0,022	0,438	3	17	250	1 800	0,03	
04	0,25	0,75	0,375	0,281				0,516				2 870	0,04	
05	0,312 5	0,812 5	0,437	0,344				0,578				4 870	0,06	
06	0,375	0,875	0,562	0,469				0,641				6 330	0,08	
07	0,437 5	0,937 5	0,625	0,531				0,703	4	18		8 000	0,1	
08	0,5	1,125	0,75	0,656				0,844				11 600	0,16	
09	0,562 5	1,187 5	0,875	0,781				0,891	5	19		15 000	0,21	
10	0,625	1,25	1	0,906				0,953				18 900	0,25	
12	0,75	1,375	1,125	1				1,078	23 900	0,34				
14	0,875	1,625	1,25	1,125				1,25	6	22		30 500	0,42	
16	1	1,75					1,375	10	26	33 900		0,51		
20	1,25	2		1,625			37 900			0,6				
24	1,5	2,25		1,875			44 200	0,71						
28	1,75	2,5		0 - 6			2,125	10	27	50 500		0,78		
32	2	2,75					2,375	15	28	56 800		0,88		
36	2,25	3					2,625	15	32	63 100		0,98		
40	2,5	3,25					2,875	16	37	69 400		1,06		
44	2,75	3,5					3,125	18	39	75 700		1,15		
48	3	3,75					3,375			82 000		1,24		
52	3,25	4	3,641				88 300			1,34				
56	3,5	4,375	0 - 8		0,044	3,969	18	41	96 700	1,73				
60	3,75	4,625		4,218		103 000			1,84					
64	4	4,875		4,469		21	45	109 000	1,99					
80	5	5,875		5,438				135 000	2,75					

0871073 0001704 618

ICS 49.035

Descriptors: aircraft industry, bearings, airframe bearings, roller bearings, needle bearings, single-row bearings, specifications, materials specifications, characteristics, load capacity, dimensions, overall dimensions, dimensional tolerances, clearances, designation, marking, imperial system.

Price based on 5 pages
